

THUMBS UP

HOME VIDEO EDITOR • MODEL TU-1

FEATURES

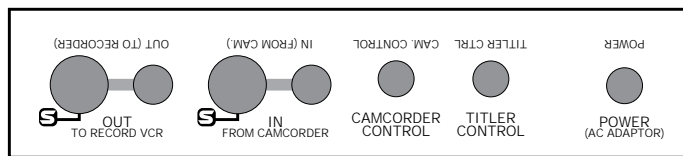
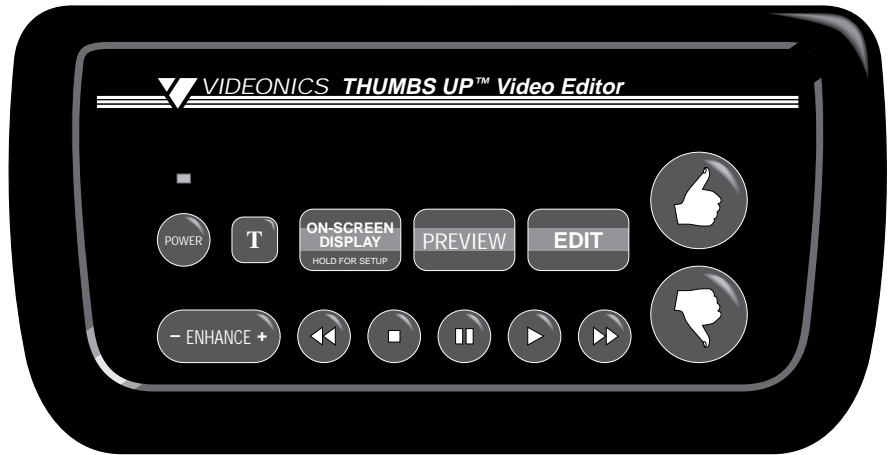
- Simple *Thumbs-Up/Thumbs-Down* concept makes editing simple.
- Records "thumbs-up" video on tape, leaving "thumbs-down" portions behind.
- On-screen thumb display.
- Built-in video enhancer.
- Built-in automatic fader adds fade to black between segments (can be disabled).
- 62 scene memory. *
- Press PREVIEW to automatically play thumbs-up sections. *
- Press EDIT to record good scenes on new tape. *
- Add titles with optional Videonics Video TitleMaker. Thumbs Up can automatically trigger titles using trigger cable (stereo male 3.5-mm mini-plug, #CBLA-0034-01).
- Supports simple editing or fully automatic assembly editing.
- Supports Control-L or Panasonic 5-pin edit control on camcorder/play-VCR.
- Reads SMPTE-VITC and Sony-RC timecodes.
- Can create standard SMPTE-VITC (non-drop-frame) timecoded copies of original tapes, for timecode accuracy, even with camcorders not equipped with timecode feature.
- Patented Universal editing method is compatible with virtually all camcorders and VCRs.
- Works with all videotape formats.
- S-video connections for Hi8 and Super-VHS.
- Productions made directly from originals. No intermediate copy step, for best possible quality.
- Portable: Small, light, and battery powered.
- AC adaptor included.
- Lightweight, rugged construction.

TU-1 U.S. suggested retail price \$199

SPECIFICATIONS

- 2.1" high x 10" wide x 5.2" deep. (53 mm high x 254 mm wide x 132 mm deep). Weight: 2 lbs. (0.9 kg).
- Uses 4 "AA" batteries (not included, required only for portable use). 110VAC, 60Hz power adapter included.

* To perform these functions, camcorder must be equipped with a real time counter and either Control-L or Panasonic 5-pin edit control. Most 8-mm and Hi8 camcorders have Control-L, including most units from Canon, Sony, Nikon, Ricoh, Yashica, Fujix, and Kyocera.



PRODUCT DESCRIPTION

Designed for *every* camcorder owner who has bad video mixed in with the good, Thumbs Up makes video editing easy. Simply play your camcorder tapes. Press the *Thumbs-Up button* when you see video you want to keep. Press the *Thumbs-Down button* when you see material you'd rather forget. Thumbs Up does the rest, recording the good segments and leaving the bad scenes behind. It works with virtually all camcorders and VCRs. And it supports advanced camcorder features, like timecode and Control-L, for improved speed and accuracy.

Thumbs Up: The first low-cost, easy-to-use home video editor *that really edits!*



1370 Dell Ave., Campbell, CA 95008-6604 • USA
Tel. 408-866-8300 • FAX: 408-866-4859

YOUR AUTHORIZED VIDEONICS DEALER:

HOW THUMBS UP WORKS

As Simple as "Thumbs-Up!"

Simply connect the Thumbs Up editor to your camcorder and VCR and watch your original tape. When a memorable scene comes along, press the Thumbs-Up button. Press the Thumbs-Down button when you see something you'd rather forget. Thumbs Up handles the details, recording just the precious moments on a new tape.

Instant Editing

You can tell Thumbs Up to automatically record scenes as you mark them — when you press the Thumbs-Up button, the VCR will begin recording on a blank tape and it will continue recording until you press the Thumbs-Down button. It's the fastest and simplest way to edit!

Automatic Assembly Editing with Control-L*

If your camcorder has Control-L (most 8-mm and Hi8 units do, including Sony-made models), you can use Thumbs Up to do fully automatic assembly editing. Simply use the thumb buttons to mark up to 62 scenes.

Press PREVIEW and Thumbs Up will automatically play all the thumbs-up scenes, in order, speeding past the thumbs-down sections. Press EDIT and it will record the good scenes on a blank tape in your VCR, automatically stopping and starting the VCR so only the good scenes are recorded. The result is a finished production with just the memories you want.



The on-screen thumb symbol shows which segments are in or out of your production.

Automatic Assembly Editing without Control-L

No Control-L? Use Thumbs Up to make a timecoded copy of your original tape and use that as your original. Mark up to 62 scenes using the thumb-buttons, then rewind the tape and press play. Thumbs Up uses the timecode to tell which scenes are to be recorded and automatically controls the recorder, accomplishing automatic assembly even though the camcorder has no edit control!

Modify and Rearrange Scenes

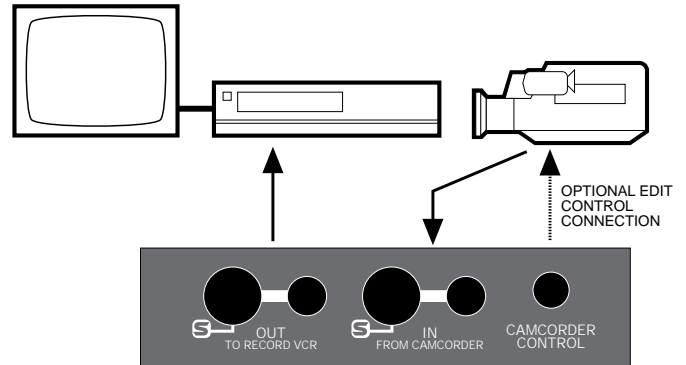
It's easy to re-do your production, changing anything you don't like. You can modify start and end points, delete or add scenes, etc. You can even rearrange scenes — simply stop the production assembly after any scene, position the original tape before the next scene you want in your production, and resume editing. Or use Instant Editing to record one scene at a time. It's easy to append new scenes to any production.

Timecode, for Editing Precision

If your camcorder adds VITC (SMPTE) or Sony-RC timecode to its recordings, Thumbs Up reads it and uses it — automatically, without any user action — to provide the best possible editing accuracy. Even if your tapes don't have timecode, Thumbs Up can make a copy with SMPTE-VITC timecode added. Only Thumbs Up gives you timecode accuracy without a timecode camcorder!

Enhancer and Automatic Fader

The built-in enhancer can sharpen your video as you record. The fader can smooth the transitions between scenes



As simple to connect as it is to use. Most users will only need two or three cables to connect Thumbs Up to their equipment. A simple, one-time setup procedure customizes Thumbs Up for your equipment.

with an automatic fade-to-black between segments. Both features can be turned off, if you prefer.

Add Titles

Connect Thumbs Up to the Videonics Video TitleMaker and create great titles. Simply press the T button to indicate where titles should go and create the title screens using the TitleMaker. The titles you created will be recorded at exactly the right moments.

Edit on the Road

Thumbs Up is battery-powered and compact enough to travel with you. Mark the scenes you want and use the preview feature to quickly see what you've recorded — you can be showing your best to your friends and family in minutes. A power supply is included.

Works with your equipment *

Thumbs Up works with just about any camcorder and VCR. Whether you have a basic camcorder or one with the latest editing features, Thumbs Up automatically adjusts itself to take advantage of every capability.

Perfect for Sony, Canon, etc.

Thumbs Up is the perfect companion to camcorders equipped with Control-L (such as most Sony, Canon, Nikon, Ricoh, Yashica, and Kyocera models).

* Requirements

Thumbs Up requires a VCR with wireless remote control and separate VIDEO (RCA-style or S-video) and AUDIO inputs. It works with virtually all VCRs. It also requires a camcorder or VCR with separate AUDIO and VIDEO (RCA or S-video) outputs, capable of playing your original tapes. Editing capabilities vary, depending on features of the connected camcorder. If your camcorder or play-VCR has a real time counter and edit control (control-L or Panasonic 5-pin), you can do either automatic or instant editing. If your camcorder doesn't have these features, you can do instant editing, or you can make a timecoded dub and use that for automatic editing.