

THE ASHBY FAMILY

generation
4
5
6
7

ELIZABETH DURHAM ←?→ ELIZABETH DURHAM I = (1768WF) Robert **ASHBY** I
(β1747SR-) (1740's?-1828?) (1744?-1826?)

see DURHAM FAMILY page 1



William I = (1792SR) Elizabeth Groom
(β1769SR-1827SR?) (.....)

↓ 51-61OK? ? 51OK

Sarah (1792SR-) Letitia (1794SR-1863Wfu) James I (1796SR-1814SR?) Elizabeth (1798SR-1885WF?) Mary I (β1801SR-) Thomas (1803SR-28SR?) Rebekah (β1805SR-80WF?) Charlotte (1807SR-27SR?) William II (1810SR-75WF) Robert III (1812SR-) Maria (β1816SR-) Jonathan (β1820SR-1900)

James PEDDLE I (β1800-77RW) 41-71OK
James COKER (c1795/7-1861~71?) 51-61OK
Hannah* (c1814L-?) =?(2?) (...)
Ann (c1807RW-?)
Alice King (c1818-90) wx

THE PEDDLE FAMILY (DEFINITE)

see page x

see page x

see page x

William mentioned as brother in LETITIA's will 1863, grocer, but Hannah WIDOW in 61 * no hannah death wf 1851-61, only D in CRI 1867 Watford, bc1811

Elizabeth = (1853L) Thomas FLAWITH I (c1817-1876L) William = (1854L) Charlotte Andrews (1827-1910L) Alfred = (1856L) Mary Ann Humphrey (c1835RW-1908WF) Charles = (1) (1858L) Mary Ann Hill (c1833-72?) Annie Green née Hamber (c1834-84L?) Sarah Hill (c1848-1925L)

THE FLAWITH FAMILY

see page 14

possibly not related

Elizabeth Margaret (1854L-1927) = (1878) Adolphe Thomas GUILLAIN (c1856L-1902) George Alfred (1856L) James Charles (1856L) Marianne (1857L-1911Lu) James George (1859L-61L) Lavinia (1861L-1936Lu) Lumley Smith (1863L-1948L) = (1883L) Emma Jane Lemmon (c1863L-1956)

LS FLAWITH

Thomas II =?(1) (1909L) =?(2) (1924L) =?(3) (1953L)	John	Adelaide	Lewis	Ellen	Richard	Philip	=(1922L)	William	Ronald	Albert				
(1883L-1965)	↓Edith ?Mary Coombs (18884?-1912?)	↓Violet ?Victoria Sheppard (1897-1951)	↓Daisy ?Best (1889-1974)	Cooper (1884L-1971L)	Jenny (1886L-1960u)	Philip (1888L)	Lavinia (1891L-1957L)	Harold (1893L-)	Bertrand (1895L-1962L)	Violet Hamilton (1891-)	Christmas Arthur (1898L-1986)	Arthur (1899L-1918)	Ernest (1902L-54)	Ernest (1930L)
							Frederick William PYWELL (c1885-1917)				↓Doris ?Mabel Kathleen Shanks (1914-2005)			Alice Marjorie Metcalf (1900-76)



GUILLAIN
(1888L-1986L)

JC FLAWITH

John Adolphe Thomas (1914L-2000)	=(1971)	Marguerite Joan GUILLAIN (1920-96)	Marguerite Ellen (1915L-89L)	=(1941L)	Eric J... SKILTON (1913?-96?)	Clara E(mma?) (1918L-2001?)	=?(1943L)	William T... JONES (....)	Ronald Victor (1920L-2000)	Adelaide Ellen (1922L-94)	=(....)	Raymond P(ercival?) HAMPSHIRE (1922?-73?)
---	---------	--	------------------------------------	----------	---	-----------------------------------	-----------	---	----------------------------------	---------------------------------	---------	---

EJ SKILTON

WT JONES

RP HAMPSHIRE

see next page

see previous page

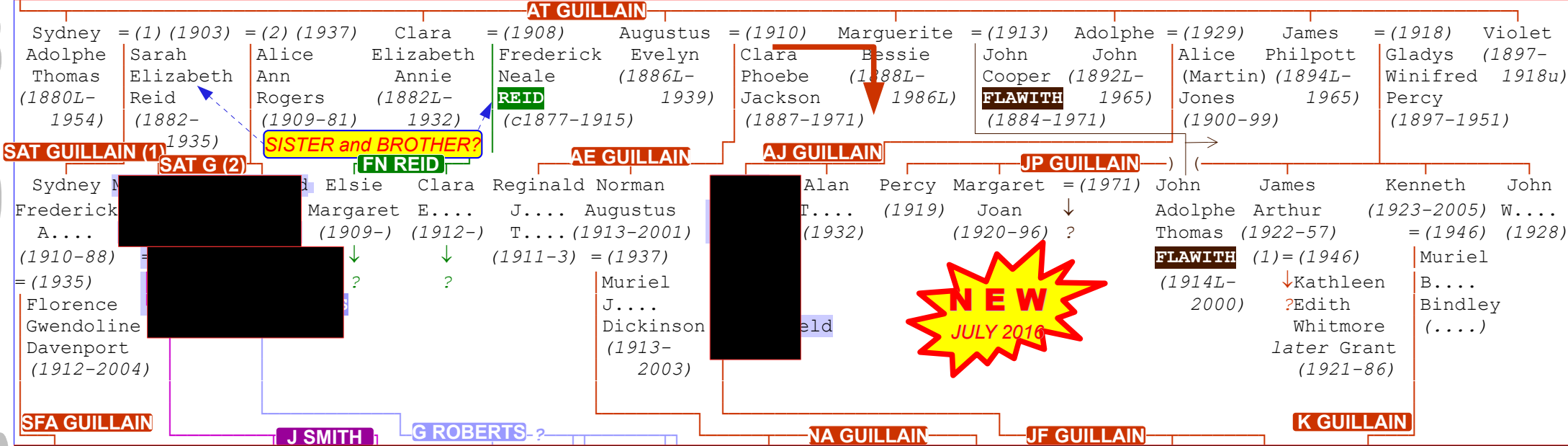
FW PYWELL

PB FLAWITH

AE FLAWITH

Frederick Richard (1914L-2000)	=(1939L)	Irene Gladys Slater (1912-76)
--------------------------------------	----------	--

THE GUILLAIN FAMILY



THE PEDDLE FAMILY

continued

see page xx

W PEDDLE

Elizabeth James Charlotte=(1885L) Ada =(1902L) Elizabeth=(1877RW) James II =(1882L) George (2?)=(1891) Kate =(1910L) Annie

Lucy Thomas Emma William (1867L-1949) Walter Mary Noah (1861RW-1938WF) Emma Hill I ↓Kate Hill ↓Charles Charlesina (1874L-1954) (1855-1938u) (1859L-) (1861L-1931) **HATCHARD** (c1863L-1951) **TURNER** (1859RW-1901) (1858RW-1931) (1862-1949) (c1852~4 1915L?) (c1874-) = (1900L) Robert Courtney **WOODARD** (c1876-1951)

C PEDDLE (1)

C PEDDLE (2)

WT TURNER

Walter = (1932L) Leonore Florence Rosina Emily = (1913WF) Horace Jesse Lillie
 Harold ↓ James (1878RW-) (1880RW-) (1882RW-1962?) F(rederick?) (1884WF-) (1886WF-)
 ?

WA HATCHARD

Ada = (1903L) Rev. John Winifred Walter = (1932L) Leonore Florence Rosina Emily = (1913WF) Horace Jesse Lillie
 Emily ↓ Rossendale Daisy Harold ↓ James (1878RW-) (1880RW-) (1882RW-1962?) F(rederick?) (1884WF-) (1886WF-)
 May ? Stone Maud (1903L-77) ? (1900L-93) ↓ ? ↓ ? ↓ ? (1889-1969?)

N CHILD

see next page

HFTOMS

Dorothy = (1979) Ernest Arthur
 Emily (1914WF-91) **LEWIS-FANING** (1897-1985) Horace (1916WF-82)
 ?

E LEWIS-FANING,

DFTOMS,



see previous page

J PEDDLE II

RC WOODARD

George Hill II (1882L-1952WF) = (1905RW) Lilian Apps (c1882-1952WF)
 James Alfred (1883L-1921RW) = (1905RW) Kate Louisa Green (1882RW-1981)
 Harold (1885L-8L) (1888L-1952) = (1914WF) ↓ Agnes ?Eliza Bryant (1887-1976)
 Charles Alexander (1895RW-1973u) = (1921WF) Harold H.... **TUTT** (1884-1957)

Kathleen (1902RW-97) = (1924WF) Henry H(erbert?) **AXTEN** (1902-85)
 Alice Maud (1901L-80?) = (1924L) Wilfrid David **PHILLIPS** (1898-1953L)
 Charles Robert (1905L-52) = ? (1931L) ↓ Doris ?M.... Wilkes (....)

Ernest Edward (1907L-99) = (1932L) Irene Bennett (1907-2002)
 Harold Courtney (1916L-69) = (1946L) Dorothy May Giles (1919-81)
 Herbert G(eorge?) (1916L-7L)

see page xx

GH PEDDLE I

JA PEDDLE

Harold George (1905RW-95WF) = (1928) Eva Elizabeth Smith (1901-76WF)	Stanley James (1912WF -56RW) = (1942) Eva May Hook (1911-96)	Charles Alfred (1913WF -96WF) =? (1941WF) Gwynneth Chivers (1918- 93WF)	Lilian Phyllis (1916WF- 2000) = (....) ↓..... ?Watson (....)	Nellie Naomi (1921WF -2001) = (1951WF) ↓James ?D.... Matthews (....)	Irene Gladys Kate (1905RW-64u)	Ivy Edith Ellen (1907RW-82) = (1929WF) Thomas George PERHAM (1906-93)	Edward James Alfred (1910RW-28WF)	Victor Frank (1912WF-95WF) = (1937WF) Margaret W.... Self (1911-)	Eugen(i)e M.... (1917WF-30WF)	Doris K.... (1921WF-63?) = (1949WF) Ronald W.... HAYMAN (....)
HG PEDDLE		SJ PEDDLE		?CA PEDDLE	TG PERHAM		VF PEDDLE		RW HAYMAN	

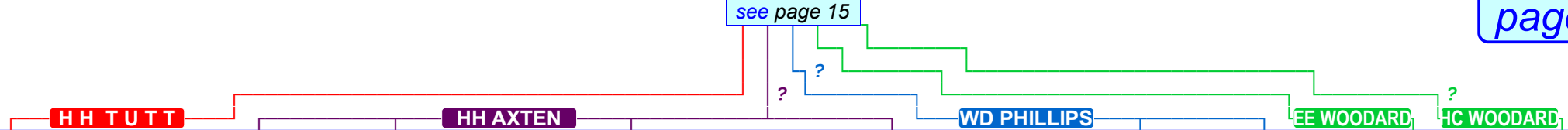
9

10

11

12

see page 15



AS Aldershot, Hants
DF Deptford, Kent
I Ireland
L London, Middx
LB Lambeth, Surrey
LS Lancashire
NT Newington, Surrey
OT Oulton, Suffolk
RW Rickmansworth, Herts
SR Sarratt, Herts
SW Southwark, Surrey
WF Watford, Herts (town and R/D)
WM Westminster, Middx
WW Walworth, Surrey

|| main Durham line
B baptized (exact year of birth not known)
 = married ≠ divorced
c approximately **a** before **p** after
u (after date of death) unmarried **y** young
(1) (2) (for marriages) firstly, secondly, etc.
 (for children) first, second born, etc.

↓ not known whether any children
 ?
 ->? not known whether any other children

DURHAM@TELETU.IT

9
10
11

THE ASHBY FAMILY

continued

W ASHBY II

William III (B1835RW-) 51OK? 61OK? 71-11OK 75 will MARRIED C1869, 1K
 Eliza (B1837RW-)
 Stephen (B1840RW-) 81X
 George (B1841RW-) 81 only c1843RW
 Mary II (B1843WF-) 810
 Robert IV = (ac1864) Sarah (c1847WF-) CENSUS b1843
 James 45BUSH (c1842-a1911)

ROBERT IV C61 only bc1843 BUSHEY, MX 1855-65 HERTS 75 will BREWER ..., WF

ROBERT IV 1871 28 born WF ie born c1843
 1881 38 Bushey
 1891 48 WF
 1901 58 Bushey
 1911 68 Bushey

MARY E (c1860WF-)

81 only c1846BUSH

R ASHBY IV

Robert V (c1864-) 39x
 Charles William (c1867-) 39..
 Beatrice = (....) (c1869-) 91-01OK, 11..
 Edwin GALE (c1869-) ?
 Albert George (c1872-) 39x 3
 Amy Frances (c1872WF-) 39?
 Walter H.... (c1874-) 39..
 Ernest A.... (c1876-) 01OK 39..
 Herbert E.... (c1880-) 01OK 39..

ROB4 granddaughter BEATRICE GALE bc1893 SURBITON, 01OK, 11x
 Beatrice Ashby Gale born Q2 1892 Kingston Surrey

J ASHBY

Frederick = (1) (1876) Elizabeth Sarah (1851-1923WF) 81-11ok
 Walter (1849-1925) 71-39OK
 = (2) (1893) Georgina Lydia Gravener (1866-1956?)
 Edwin = (1) (1877) Mary Crouch (c1845-1900WF?)
 = (2) (1901) Harriette Hoodless (c1866-1950WF) 39OK
 Sarah = (1876) Daniel RUSSELL (c1846-1904)
 81-11ok d2M Wx 39..

total 1 child by 1911 census, alive

total 1 child by 1911 census, alive

total 2 children by 1911 census, both alive

FW ASHBY 1 FW ASHBY 2

Horace James (1877-1931)
 = (1901) Augusta Susan Mary Pierce (1874/5-1955) 39OK
 Frederick Harrold (1879-1957) 39..
 = (1902) Edith Harding (c1879-1953)
 Ethel Rosa (1880-2)
 Ernest Edwin (1883-1911)

total 2 children by 1911 census, both alive

total 4 children by 1911 census, all alive

FW ASHBY 1

= (1906) Rose Lilian Kilby later Clarke? (c1883-1962?) 39OK
 Dorothy Winifred (1894-1973) 39OK

total 2 child by 1911 census, both dead

E ASHBY

= (1924) Andrew GRAY I (1894-1972)
 Cecil Edwin Hoodless (1902WF-1958WF) 39OK
 = (1934) Pearl Hodges (1901-85)

RUSSELL

Alice Sarah (1878-1961u), 1979u
 Alma Maude (1884-1979u) 01-11X
 1901 SERVANT, 23?, 11OK

HJ ASHBY -?

Joyce Alma (1902-64) = (1924)
 Gerald Horace (1906-74) ↓
 Roy Newland (1913-89) ↓
 Thomas Arthur Valentine (1900L-p1964/1992?) 39OK
 ? 39..
 ? 39..



39x 39x

FH ASHBY

Edith Maud (1903-62) =? (1931WF)
 Albert William George (1902-72) 39OK
 SKILLICORN

Hilda Winifred (1904-91) = (1932)
 Thomas Alston Hother-stall (1902-83) 39OK
 ? GETLEY (1902-83) 39OK

Daisy Marjery (1907-99?) = (1935)
 ↓Horace ?W.... Russell (....) 39OK

Freda Irene (1910-2001) = (1933)
 Harold William (1905-58) 39OK
 NORWOOD

EE ASHBY

Harold Frederick (1911-94?) = (1?) (1936)
 ↓Nora 39OK
 ?D.... How (1908-40?) = (2?) (1945)
 ↓Peggy ?Kathleen Bridge (1922-2004) 39OK

A GRAY I ->?

2 children (-a1911) NO OTHERS
 Andrew II (1930-2005) ↓ ? 39OK

LAWRENCE

SKILLICORN

GETLEY

NORWOOD



8

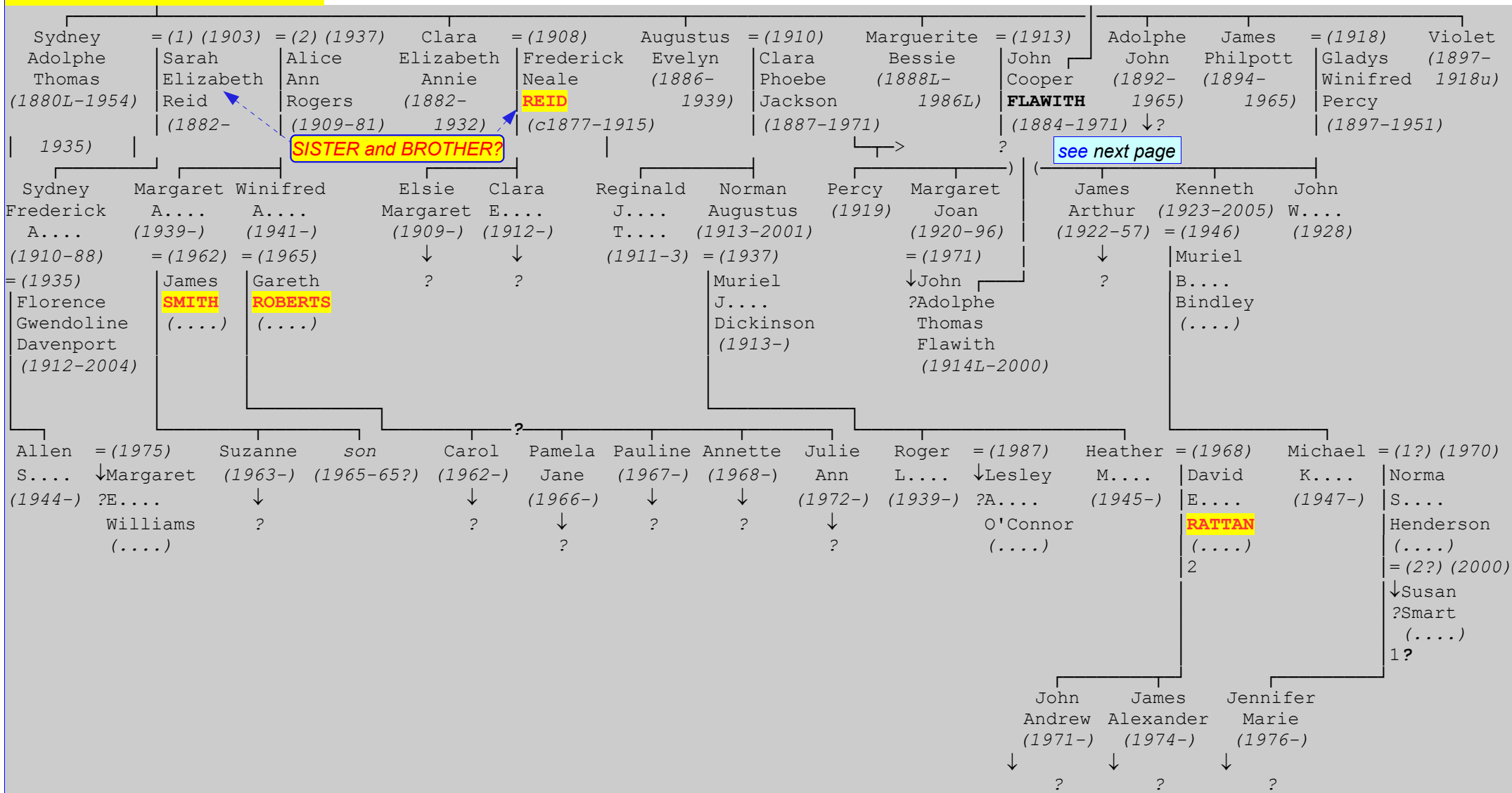
9

10

11

PAGE 9+ - DON'T PRINT

OLD GUILLAIN - JUNK



WRITE VARIOUS ANCESTRY CONTACTS: NICK (NO TREE), 2 TREEHOLDERS

- Edith Maud Ashby Apr-May-Jun 1903 Hemel Hempstead
- Hilda Winifred Ashby Oct-Nov-Dec 1904 Hemel Hempstead
- Daisy Marjery Ashby Jan-Feb-Mar 1907 Hemel Hempstead
- Freda I Ashby Jul-Aug-Sep 1910 Hemel Hempstead
- Harold F Ashby Oct-Nov-Dec 1911 Hemel Hempstead LAST IN Hemel Hempstead

Horace James c78 **91-11OK**
Fk H c79: **91-11OK**
Ethel Rosa (1880-82)
ERNEST E **c84 01-11**
DOROTHY Winifred **c95 01-11OK**

D? Letitia Ashby Oct-Nov-Dec 1863 Watford Hertfordshire
D William Ashby abt 1810 Oct-Nov-Dec 1875 Watford

M Jonathan Ashby/Alice King Oct-Nov-Dec 1843 Hemel Hempstead Hertfordshire
D Jonathan Ashby abt 1819 Oct-Nov-Dec 1900 Hemel Hempstead Hertfordshire
D Alice Ashby abt 1818 Jan-Feb-Mar 1890 Hemel Hempstead Hertfordshire

B Frederick Walter Ashby Jul-Aug-Sep 1849 Hemel Hempstead Hertfordshire
B Edwin Ashby Oct-Nov-Dec 1851 Hemel Hempstead He
B Sarah Ashby Apr-May-Jun 1854 Hemel Hempstead

D Frederick W Ashby abt 1850 Apr-May-Jun 1925 Hemel Hempstead Hertfordshire wx
D? Elizabeth Sarah Ashby abt 1851 Jan-Feb-Mar 1889 Hemel Hempstead
D? Georgina L Ashby abt 1864 Oct-Nov-Dec 1956 Gloucester Rural WX
D Edwin Ashby abt 1852 Jan-Feb-Mar 1923 Watford wok
D Harriet Ashby abt 1866 Apr-May-Jun 1950 Watford

M1 Frederick Walter Ashby Jul-Aug-Sep 1876 St Albans Hertfordshire Elizabeth Sarah Robins
M2 Frederick Walter Ashby Oct-Nov-Dec 1893 Orsett Essex Georgina Lydia Gravener
M1 Edwin Ashby Jul-Aug-Sep 1877 Canterbury / Mary Crouch
D? Mary Ashby abt 1845 Jan-Feb-Mar 1900 Watford
M2 Edwin Ashby Jul-Aug-Sep 1901 Watford Hertfordshire Harriette Hoodless Jul-Aug-Sep 1901
M Daniel Russell / ASHBY, Sarah Apr-May-Jun 1876 Hemel Hempstead

B Cecil Edwin H Ashby Apr-May-Jun 1902 Watford
M Cecil E H Ashby Hodges Jan-Feb-Mar 1934 Berkhamstead Pearl Hodges KX
D Cecil E H Ashby abt 1903 Jan-Feb-Mar 1958 Watford
D? Pearl Ashby 1901 Dec 1985 Luton 18 Jul 1901

B Horace James Ashby Jul-Aug-Sep 1877 Hemel Hempstead
D Horace J Ashby abt 1877 Jul-Aug-Sep 1931 Croydon
M Horace James Ashby Apr-May-Jun 1901 Hendon / Augusta Susan M Pierce
B Joyce Alma Ashby Jul-Aug-Sep 1902 Hemel Hempstead
B Gerald Horace Ashby Jul-Aug-Sep 1906 Hemel Hempstead
B Roy N Ashby Jul-Aug-Sep 1913 Hemel Hempstead
B Norman F J Ashby Oct-Nov-Dec 1922 Watford Buckinghamshire
B Norma K Ashby Oct-Nov-Dec 1924 Watford Buckinghamshire

B Keith J Ashby Jan-Feb-Mar 1929 Watford Oxfordshire

B Frederick Harrold Ashby Jan-Feb-Mar 1879 Hemel Hempstead

M Frederick Harold Ashby Jan-Feb-Mar 1902 Amersham Buckinghamshire / Edith Harding

D ASHBY, Frederick H Watford 1957 Apr-May-Jun 78 = bc1879

B Ethel Rosa Ashby Oct-Nov-Dec 1880 Hemel Hempstead

D Ethel Rosa Ashby abt 1881 Jul-Aug-Sep 1882 Hemel Hempstead

B Ernest Edwin Ashby Jul-Aug-Sep 1883 Hemel Hempstead

M Ernest Edwin Ashby Jan-Feb-Mar 1906 Hackney/ Rose Lilian Kilby

D? Ernest E Ashby abt 1883 Oct-Nov-Dec 1911 Watford WX

B Dorothy Winifred Ashby Oct-Nov-Dec 1894 Hemel Hempstead

M Dorothy W Ashby Gray Jul-Aug-Sep 1924 Hemel Hempstead Andrew Gray

D? Dorothy Winifred Gray 1894 Jul-Aug-Sep 1973 North Cotswold Gloucestershire 5 Oct 1894

B? Beryl J Gray Jan-Feb-Mar 1924 Hitchin Oxfordshire

B? Andrew Gray Jul-Aug-Sep 1930 St Albans Oxfordshire

B? Jillian Gray Jul-Aug-Sep 1940 Battersea Greater London

B Alice Sarah Russell Jan-Feb-Mar 1878 St Albans

D Alice S Russell abt 1878 Jan-Feb-Mar 1961 Poole Dorset wOK

B Alma Maude Russell Oct-Nov-Dec 1884 Potterspury Northamptonshire

D Alma Maude Russell 1884 Oct-Nov-Dec 1979 Poole Dorset 23 Oct 1884 WX\