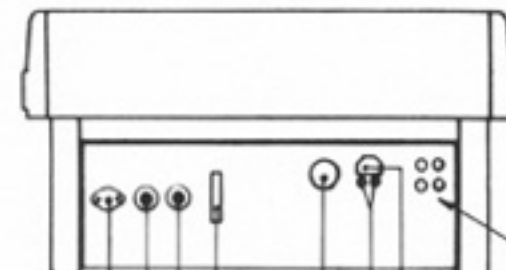
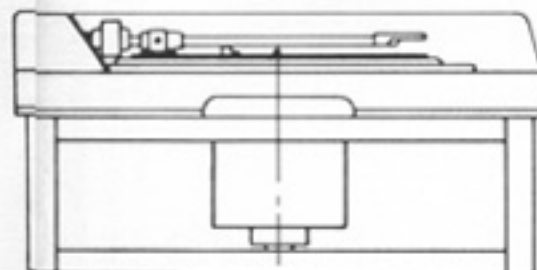
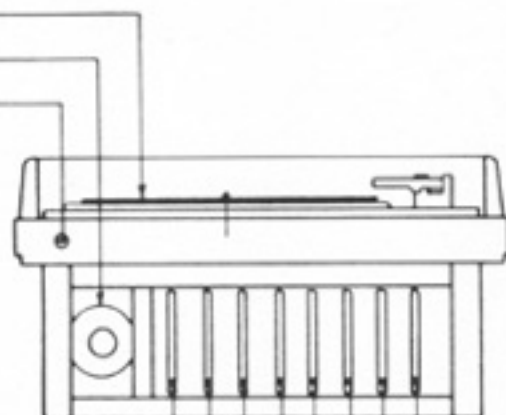


2. NOMENCLATURE

- 1- RUBBER SHEET
- 2- CUE LOUDSPEAKER
- 3- HEADPHONE CONNECTOR



- 4- POWER SUPPLY BOARD
- 5- POWER MOTOR CONTROL BOARD
- 6- SPEED MOTOR CONTROL BOARD
- 7- VARI SPEED BOARD (OPTION)
- PREAMPLIFIER BOARD -23
- OUTPUT AMPLIFIER BOARD -24
- LOGIC CONTROL 2 BOARD -25
- LOGIC CONTROL 1 BOARD -26

- 44- CUE LOUDSPEAKER CONNECTOR
- 45- LINE OUTPUT LEFT CONNECTOR
- 46- LINE OUTPUT RIGHT CONNECTOR
- 47- REMOTE CONTROL CONNECTOR
- 48- VOLTAGE SELECTOR
- 49- FUSE
- 50- AC MAINS CONNECTOR
- 51- EARTH AND 0 VOLT CONNECTION SCREWS

